



HOOKLIFT/SPECIAL SHELTER

The Hooklift/Special Shelters are mission-ready container units engineered for flexible and demanding field operations. Designed around rapid mobility, each unit is built for specialized roles such as refrigerated storage, sanitation, workshops, communications, equipment staging, and more. The shelters combine reinforced construction with high durability and full customization to meet functional and technical needs across civilian and military missions. Whether required for logistics, protection, or mission-essential tasks, the Hooklift/Special Shelters ensure dependable performance wherever deployment is needed.



SPECIFICATIONS

The Hooklift/Special Shelters provide rapid deployment, reliable performance, and mission-ready adaptability for demanding field conditions. Built with insulated panels, reinforced flooring, and durable structural elements, they maintain dependable operation across extreme climates. Designed for both military and civilian use, they offer practical interior space, integrated systems, and optimized weight for smooth hooklift transport and setup, ensuring consistent support wherever mobility is required. They ensure durability and reliable support in field missions.

STANDARD DIMENSIONS: 6120 X 2500 X 2480 MM	STANDARD HANDLING COMPATIBILITY
SCALABLE IN HEIGHT & LENGTH	SEAMLESS SYSTEM INTEGRATION
INTERIOR CENTRE HEIGHT: 2130 MM	BUILT - IN HVAC UNIT
MAX GROSS WEIGHT: 30.000 KG	NET TARE WEIGHT: 4500 KG
EXTREME CLIMATE RESISTANT	EXTERNAL & INTERNAL POWER SUPPLY
ISO STANDARDS COMPLIANCE	CSC CERTIFICATION




* CAN BE EXTENDED

FEATURES


The Hooklift/Special Shelters are built with ISO-certified frames, insulated steel panels, and reinforced flooring. They feature high-grade insulation, heavy-duty gaskets, technical compartments with insulated doors, and integrated power systems, ensuring durability, fast setup, and efficient operation in demanding field conditions.

CSC Certified, CE marked equipment, NATO origin.
Standard ISO cargo container floor frame with forklift pockets.
Sandwich panels with 0.9 mm stainless steel sheets on both sides with 50mm EPS foam in the middle.
70-80mm of foam insulation in floor and roof.
Hinge system with extruded aluminium profiles on top rail and end frames.
Heavy duty rubber gaskets.
Standard insulated steel entrance door (950mm x 2000mm).
Technical room with external insulated (50mm) steel door (single or double) for easy access.
Standard anti slip PVC floor covering.
400V/230V 32A power inlet, power distribution board, power outlets inside.
Slim LED lamps in ceiling.




OPTIONS

The Hooklift/Special Shelters can be equipped with a wide range of optional features to meet specific mission needs and operational requirements. Upgrades include air conditioning, heating, power generators, integrated lighting, furniture, shelving systems, internal walls, external stairs, and reinforced flooring - ensuring flexibility, comfort, and reliable performance in diverse field environments.



DIFFERENT CONFIGURATIONS

The Hooklift/Special Shelters are available in multiple configurations, each developed to support specific operational roles. These include refrigerated storage, sanitation units, workshops, ammunition modules, communication systems, and other specialized layouts - all engineered to meet requirements in both civilian and military environments. The modular design ensures fast deployment, smooth integration and strong adaptability.



- Hazmat
- Refeer
- Sanitary
- Storage
- Sanitary
- Workshop
- Ammunition
- EMP Tempest
- Communication